

biology

Do “traffic lights” in the brain direct our actions?

November 25, 2010 – Albert-Ludwigs-Universität Freiburg

In every waking minute, we have to make decisions – sometimes within a split second. Neuroscientists at the Bernstein Center Freiburg have now discovered a possible explanation how the brain chooses between alternative options. The key lies in extremely fast changes in the communication between single nerve cells.

The traffic light changes from green to orange – should I push down the accelerator a little bit further or rather hit the brakes? Our daily lives present a long series of decisions we have to make, and sometimes we only have a split second at our disposal. Often the problem of decision-making entails the selection of one set of brain processes over multiple others seeking access to same resources. Several mechanisms have been suggested how the brain might solve this problem. However, up to now, it is a mystery what exactly happens when during a rapid choice between two options. In the current issue of the “Journal of Neuroscience”, Jens Kremkow, Arvind Kumar, and Ad Aertsen from the Bernstein Center Freiburg propose a mechanism how the brain can choose between possible actions – already at the level of single nerve cells.

As the structure and activity of the brain are just too complex to answer this question through a simple biological experiment, the scientists constructed a network of neurons in the computer. An important aspect of the model in this context is the property of nerve cells to influence the activity of other nerve cells, either in an excitatory or inhibitory manner. In the constructed network, two groups of neurons acted as the senders of two different signals. Further downstream in the network, another group of neurons, the “gate” neurons, were to control which of the signals would be transmitted onward.

As the cells within the network were connected both with exciting and inhibiting neurons, the signals reached the gate as excitatory and, after a short delay, inhibitory activity. In their simulations, the scientists found that the key for the gate neurons’ “decision” in favour of one signal over the other was the time delay of the inhibitory signal relative to the excitatory signal. If the delay was set to be very small, the activity of the cells in the gate was quenched too quickly for the signal to be propagated. Conversely, a larger delay caused the gate to open for the signal. Results from neurophysiological experiments have already shown that a change in delay properties is possible in real neurons. These findings therefore support the hypothesis of Kremkow and colleagues that such temporal gating can form the basis for selecting one of several alternative options in our brain.

Kremkow J, Aertsen A & Kumar A (2010) Gating of signal propagation in spiking neural networks by balanced and correlated excitation and inhibition. *Journal of Neuroscience* 30(47) 15760-15768

Translation

SHARE

most popular

More Most Popular »

tag cloud

ad aertsen **albert-ludwigs-universität freiburg** arvind kumar brain processes freiburg propose JENS lives present simple biological experiment
[Go to complete list »](#) (tag cloud based on n-gram analysis.)

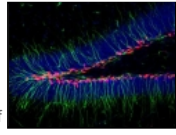
related stories

New UCLA-designed microscope records firing of thousands of individual neurons in 3-D

11/25/10 – Some disorders of the brain are obvious – the massive death of brain cells after a stroke, the explosion in the growth of cells that marks a tumor. Other disorders, such as autism, schizophrenia and mental retardation show no physical signs of...


CSHL scientists identify elusive neuronal targets of deep brain stimulation

11/25/10 – Cold Spring Harbor, N.Y. – Shooting steady pulses of electricity through slender electrodes into a brain area that controls complex behaviors has proven to be effective against several therapeutically stubborn neurological and neuropsychiatric disorders. Now, a new study has found that this...



Researchers identify a molecular switch that controls neuronal migration in the developing brain

11/25/10 – St. Jude Children’s Research Hospital investigators have identified key components of a signaling pathway that controls the departure of neurons from the brain niche where they form and allows these cells to start migrating to their final destination. Defects in this system...



Optical technique reveals unexpected complexity in mammalian olfactory coding

11/25/10 – Cold Spring Harbor, NY -- A team co-led by neuroscientists at Cold Spring Harbor Laboratory (CSHL) has shed light -- literally -- on circuitry underlying the olfactory system in mammals, giving us a new view of how that system may pull...

Neurons: Faster than thought and able to multiply

11/25/10 – Using computer simulations of brain-like networks, researchers from Germany and Japan have discovered why nerve cells transmit information through small electrical pulses. Not only allows this the brain to process information much faster than previously thought: single neurons are already able to...

MIT researchers find that interneurons are not all created equally

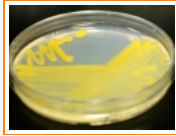
11/25/10 – CAMBRIDGE, Mass. – A type of neuron that, when malfunctioning, has been tied to epilepsy, autism and schizophrenia is much more complex than previously thought, researchers at MIT’s Picower Institute for Learning and Memory report in the Sept. 9 issue of...

Scientists successfully use human induced pluripotent stem cells to treat Parkinson’s in rodents

11/25/10 – Researchers at the Buck Institute for Age



Montrealers are feeding fish Prozac



Like humans, amoebae pack a lunch before they...



New technique to see neurons of the deep...

Researchers reveal function of novel molecule that underlies human deafness

New research from the University of Sheffield has revealed that the molecular mechanism underlying deafness is caused by a mutation...

Research have successfully used human induced pluripotent stem cells (iPSCs) to treat rodents afflicted with Parkinson's Disease (PD). The research, which validates a scalable protocol that the same group had previously developed, can be used...

[View cluster centroids of this group »](#)




Dino-era sex riddle solved by new fossil find...



Identity theft by aphids












Researchers discover giant crayfish species right under their...



LCD projector used to control brain and muscles...

Top News

-  [Archaeology](#)
-  [Biology](#)
-  [Economics](#)
-  [Space & Planetary](#)
-  [Technology & Engineering](#)
-  [Nature & Earth](#)
-  [Physics & Chemistry](#)
-  [Psychology](#)
-  [Medicine](#)

[More info about news feeds »](#)